



**HOUSTON HEALTH**  
DEPARTMENT

**2025 HIV SURVEILLANCE  
QUARTERLY REPORT  
(2025-Q4)**

**Prepared by:**

HHD Informatics Program

January 5, 2026

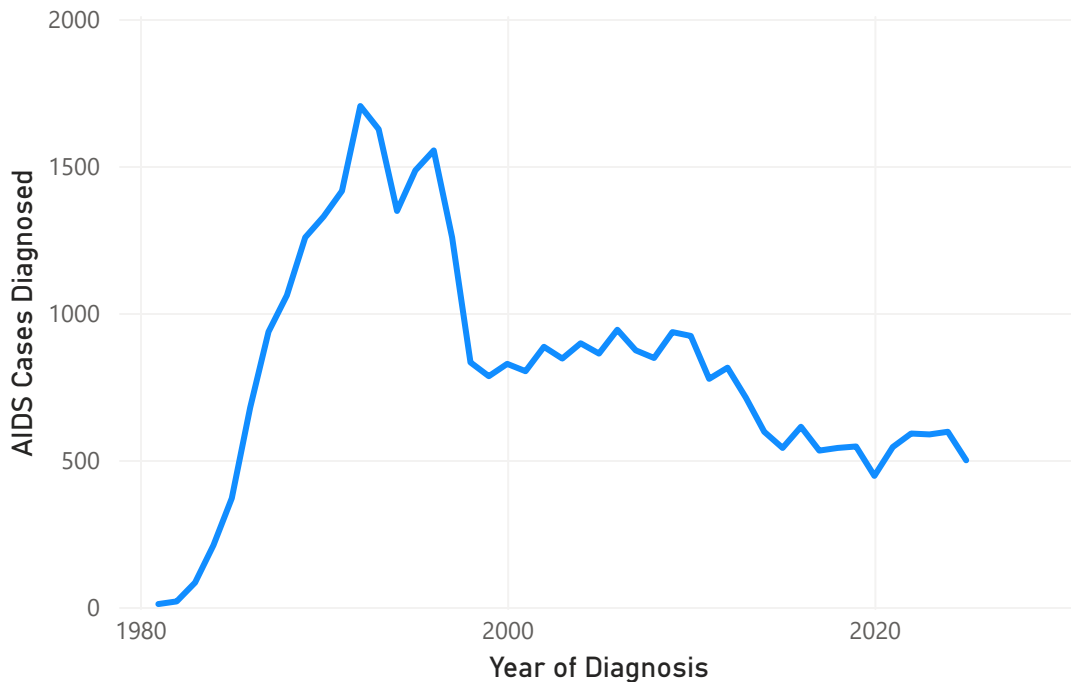
# AIDS: Summary of Houston/Harris County Cases

## Cumulative Reported 1981-12/31/2025

**Table 1: Reported AIDS Cases by Race/Ethnicity, Sex and Age at Diagnosis**

		White		Black		Hispanic		Multi/Unk /Other		Total	
		No.	%	No.	%	No.	%	No.	%	No.	%
Sex	Age										
1.Male	0 - 04 yrs	9	0.1	43	0.3	14	0.2	1	0.1	67	0.2
	05 - 12 yrs	4	0	9	0.1	4	0	0	0	17	0
	13 - 19 yrs	20	0.2	139	0.9	70	0.8	15	1	244	0.7
	20 - 29 yrs	1620	14.2	2284	15.3	1767	20.4	258	17.9	5929	16.2
	30 - 39 yrs	4715	41.2	3612	24.1	3005	34.6	407	28.2	11739	32.1
	40 - 49 yrs	2913	25.5	2495	16.7	1594	18.4	288	20	7290	20
	Over 50	1396	12.2	1601	10.7	844	9.7	162	11.2	4003	11
	<b>Total</b>	<b>10677</b>	<b>93.4</b>	<b>10183</b>	<b>68</b>	<b>7298</b>	<b>84.1</b>	<b>1131</b>	<b>78.4</b>	<b>29289</b>	<b>80.2</b>
2.Female	Age										
	0 - 04 yrs	4	0	39	0.3	18	0.2	2	0.1	63	0.2
	05 - 12 yrs	2	0	12	0.1	3	0	0	0	17	0
	13 - 19 yrs	13	0.1	109	0.7	24	0.3	11	0.8	157	0.4
	20 - 29 yrs	163	1.4	1077	7.2	303	3.5	61	4.2	1604	4.4
	30 - 39 yrs	248	2.2	1638	10.9	455	5.2	111	7.7	2452	6.7
	40 - 49 yrs	196	1.7	1181	7.9	335	3.9	73	5.1	1785	4.9
	Over 50	128	1.1	734	4.9	243	2.8	53	3.7	1158	3.2
<b>Total</b>	<b>754</b>	<b>6.6</b>	<b>4790</b>	<b>32</b>	<b>1381</b>	<b>15.9</b>	<b>311</b>	<b>21.6</b>	<b>7236</b>	<b>19.8</b>	
Total	Age										
	0 - 04 yrs	13	0.1	82	0.5	32	0.4	3	0.2	130	0.4
	05 - 12 yrs	6	0.1	21	0.1	7	0.1	0	0	34	0.1
	13 - 19 yrs	33	0.3	248	1.7	94	1.1	26	1.8	401	1.1
	20 - 29 yrs	1783	15.6	3361	22.4	2070	23.9	319	22.1	7533	20.6
	30 - 39 yrs	4963	43.4	5250	35.1	3460	39.9	518	35.9	14191	38.9
	40 - 49 yrs	3109	27.2	3676	24.6	1929	22.2	361	25	9075	24.8
	Over 50	1524	13.3	2335	15.6	1087	12.5	215	14.9	5161	14.1
<b>Total</b>	<b>11431</b>	<b>100</b>	<b>14973</b>	<b>100</b>	<b>8679</b>	<b>100</b>	<b>1442</b>	<b>100</b>	<b>36525</b>	<b>100</b>	

**Figure 1: Reported AIDS Cases by Diagnosis Year**



**Table 2: Reported AIDS Cases by City of Residence at Diagnosis**

City	Cases	%
Baytown	305	0.84
Bellaire	93	0.25
Houston	33266	91.08
Humble	491	1.34
Katy	329	0.90
Other	1125	3.08
Pasadena	540	1.48
Spring	376	1.03
<b>Total</b>	<b>36525</b>	<b>100.00</b>

**Table 3: Reported AIDS Cases by Mortality Status**

Status	Cases	%
Deceased	21142	57.88
Presumed Living	15383	42.12
<b>Total</b>	<b>36525</b>	<b>100.00</b>

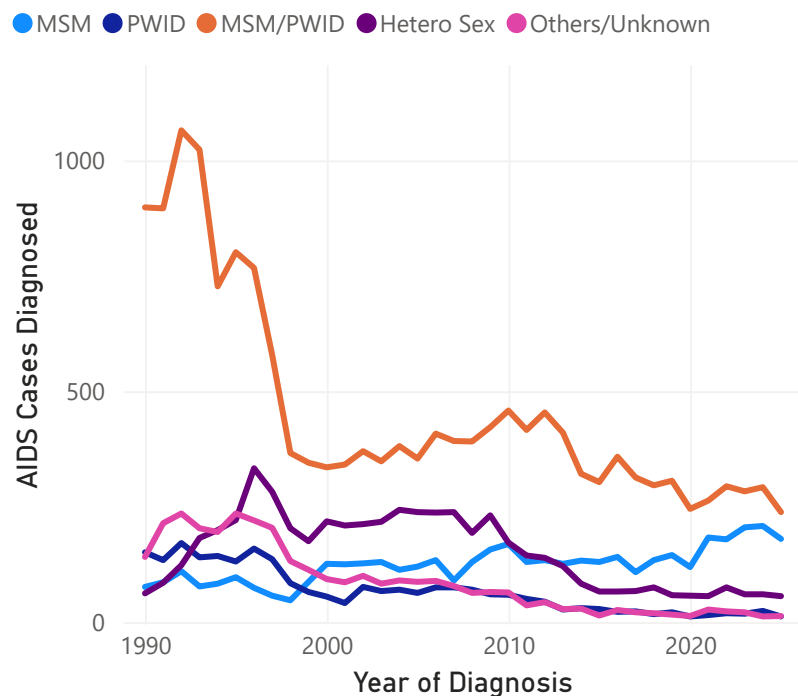
**Bureau of Epidemiology Houston Health Department Contact Phone: (832)-393-5080**

Note: Totals for all categories presented may change due to reporting delays or reclassification. 2024 and 2025 data are provisional and subject to change

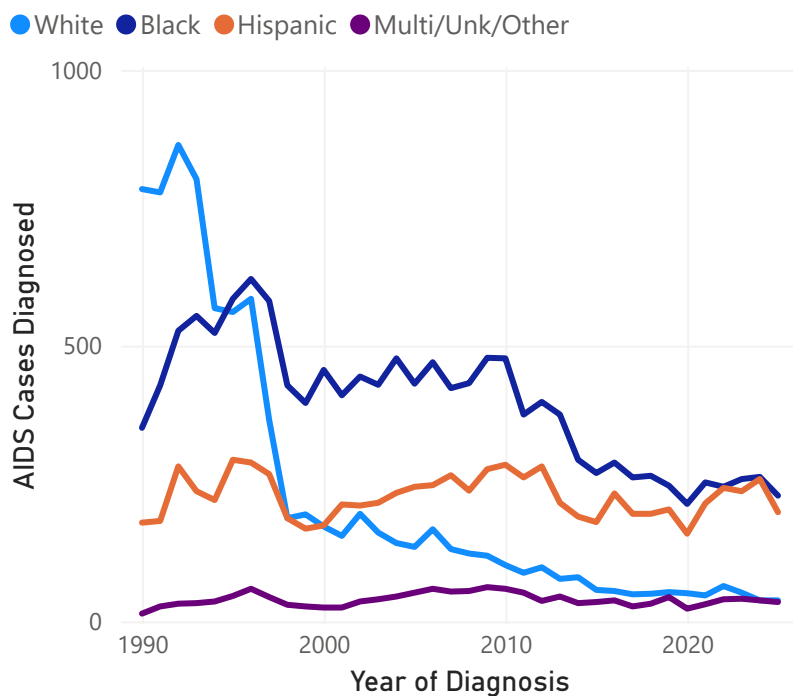
**Table 4. Reported AIDS Cases by Race/Ethnicity, Sex and Identified Risk**

		White		Black		Hispanic		Multi/Unk /Other		Total	
		No.	%	No.	%	No.	%	No.	%	No.	%
Sex	Risk										
1.Male	Male-to-Male Sexual Contact	8353	73.1	5681	37.9	5163	59.5	758	52.6	19955	54.6
	People Who Inject Drug (PWID)	403	3.5	1138	7.6	289	3.3	60	4.2	1890	5.2
	Hemophilia	23	0.2	11	0.1	13	0.1	2	0.1	49	0.1
	Heterosexual Contact	181	1.6	1102	7.4	481	5.5	64	4.4	1828	5
	Blood Transfusion	44	0.4	8	0.1	6	0.1	2	0.1	60	0.2
	Mother with HIV	9	0.1	68	0.5	22	0.3	2	0.1	101	0.3
	Other/Undetermined	458	4	1131	7.6	832	9.6	112	7.8	2533	6.9
	Total	10677	93.4	10183	68	7298	84.1	1131	78.4	29289	80.2
2.Female	Risk										
	People Who Inject Drug (PWID)	277	2.4	1041	7	149	1.7	50	3.5	1517	4.2
	Hemophilia	0	0	1	0	1	0	0	0	2	0
	Heterosexual Contact	319	2.8	2483	16.6	770	8.9	164	11.4	3736	10.2
	Blood Transfusion	21	0.2	8	0.1	10	0.1	1	0.1	40	0.1
	Mother with HIV	3	0	80	0.5	32	0.4	5	0.3	120	0.3
	Other/Undetermined	134	1.2	1177	7.9	419	4.8	91	6.3	1821	5
	Total	754	6.6	4790	32	1381	15.9	311	21.6	7236	19.8
Total	Risk										
	Male-to-Male Sexual Contact	8353	73.1	5681	37.9	5163	59.5	758	52.6	19955	54.6
	People Who Inject Drug (PWID)	680	5.9	2179	14.6	438	5	110	7.6	3407	9.3
	Hemophilia	23	0.2	12	0.1	14	0.2	2	0.1	51	0.1
	Heterosexual Contact	500	4.4	3585	23.9	1251	14.4	228	15.8	5564	15.2
	Blood Transfusion	65	0.6	16	0.1	16	0.2	3	0.2	100	0.3
	Male to Male Sex & PWID	1206	10.6	1044	7	492	5.7	131	9.1	2873	7.9
	Mother with HIV	12	0.1	148	1	54	0.6	7	0.5	221	0.6
	Other/Undetermined	592	5.2	2308	15.4	1251	14.4	203	14.1	4354	11.9
Total	11431	100	14973	100	8679	100	1442	100	36525	100	

**Figure 2: AIDS Cases by Risk**



**Figure 3: AIDS Cases by Race**



**Bureau of Epidemiology Houston Health Department Contact Phone: (832)-393-5080**

Note: Totals for all categories presented may change due to reporting delays or reclassification. 2024 and 2025 data are provisional and subject to change

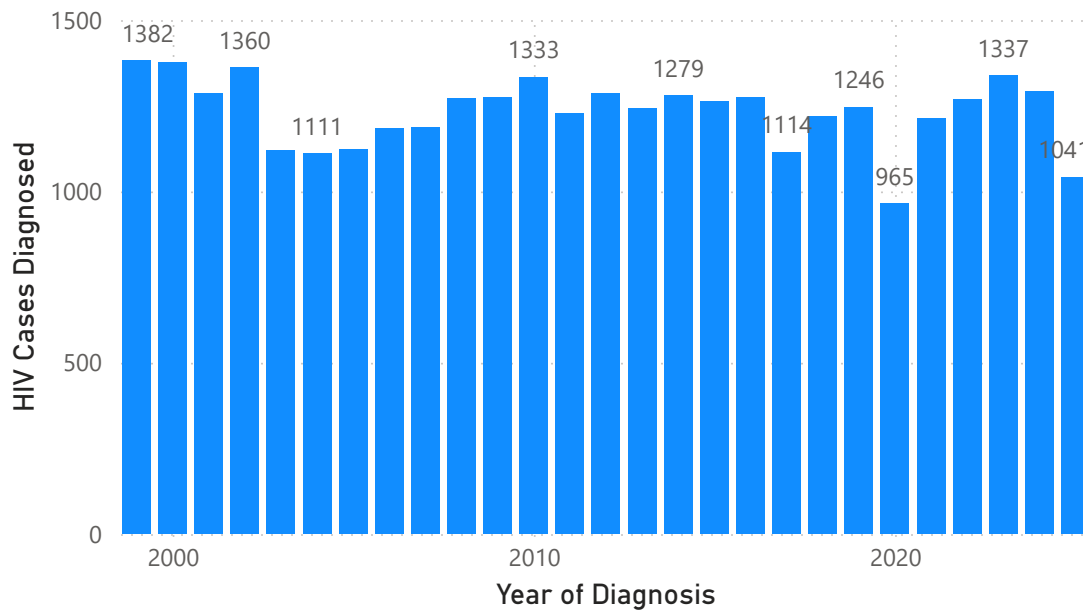
# HIV: Summary of Adult\* Reportable Houston/Harris County Cases

## Cumulative Reported 1999-12/31/2025

**Table 5: Reported HIV Cases, Regardless of AIDS Status, by Race/Ethnicity, Sex and Age at Diagnosis**

		White		Black		Hispanic		Multi/Unk /Other		Total	
		No.	%	No.	%	No.	%	No.	%	No.	%
Sex	Age										
1.Male	13 - 19 yrs	68	1.2	708	4	417	3.5	76	3.6	1269	3.4
	20 - 29 yrs	1173	20.5	4370	24.9	3751	31.4	641	30.2	9935	26.6
	30 - 39 yrs	1764	30.9	3325	18.9	3356	28.1	487	22.9	8932	23.9
	40 - 49 yrs	1169	20.4	1946	11.1	1671	14	291	13.7	5077	13.6
	Over 49	802	14	1313	7.5	869	7.3	151	7.1	3135	8.4
	Total	4976	87	11662	66.3	10064	84.4	1646	77.4	28348	75.9
2.Female	13 - 19 yrs	34	0.6	460	2.6	114	1	45	2.1	653	1.7
	20 - 29 yrs	183	3.2	1880	10.7	580	4.9	154	7.2	2797	7.5
	30 - 39 yrs	211	3.7	1729	9.8	568	4.8	140	6.6	2648	7.1
	40 - 49 yrs	186	3.3	1068	6.1	337	2.8	79	3.7	1670	4.5
	Over 49	127	2.2	781	4.4	268	2.2	62	2.9	1238	3.3
	Total	741	13	5918	33.7	1867	15.6	480	22.6	9006	24.1
Total	13 - 19 yrs	102	1.8	1168	6.6	531	4.5	121	5.7	1922	5.1
	20 - 29 yrs	1356	23.7	6250	35.6	4331	36.3	795	37.4	12732	34.1
	30 - 39 yrs	1975	34.5	5054	28.7	3924	32.9	627	29.5	11580	31
	40 - 49 yrs	1355	23.7	3014	17.1	2008	16.8	370	17.4	6747	18.1
	Over 49	929	16.2	2094	11.9	1137	9.5	213	10	4373	11.7
	Total	5717	100	17580	100	11931	100	2126	100	37354	100

**Figure 4: Adult HIV Cases in Houston/Harris County**



HIV became reportable in 1999. The year of diagnosis in Figure 4 is the year of the earliest known test and may not be the same year as the reportable test. Reportable tests with diagnosis year before 1999 are not displayed in Figure 4.

**Table 6: Reported Adult HIV Cases by City of Residence at Diagnosis**

City	Cases	%
Baytown	346	0.93
Bellaire	31	0.08
Houston	32976	88.28
Humble	812	2.17
Katy	562	1.50
Other	1478	3.96
Pasadena	563	1.51
Spring	586	1.57
<b>Total</b>	<b>37354</b>	<b>100.00</b>

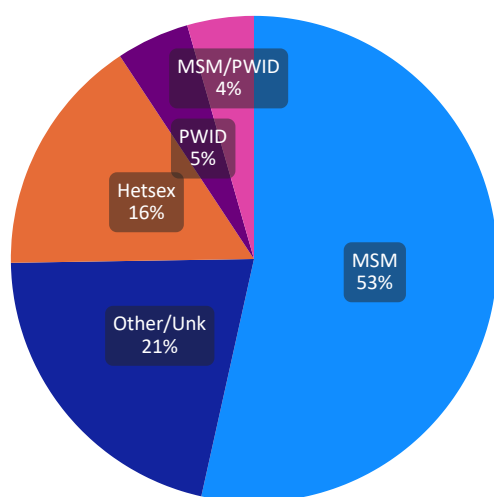
**Table 7: Reported Adult HIV Cases by Mortality Status**

Status	Cases	%
Deceased	8135	21.78
Presumed Living	29219	78.22
<b>Total</b>	<b>37354</b>	<b>100.00</b>

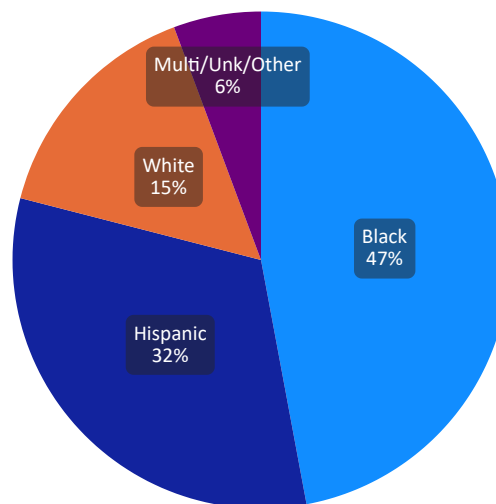
**Table 8: Reported HIV Cases, Regardless of AIDS Status, by Race/Ethnicity, Sex and Identified Risk**

Sex	Risk	White		Black		Hispanic		Multi/Unk /Other		Total	
		No.	%	No.	%	No.	%	No.	%	No.	%
1.Male	Male-to-Male Sexual Contact	3647	63.8	7438	42.3	7670	64.3	1222	57.5	19977	53.5
	People Who Inject Drug (PWID)	156	2.7	497	2.8	147	1.2	45	2.1	845	2.3
	Male to Male Sex & PWID	439	7.7	692	3.9	412	3.5	113	5.3	1656	4.4
	Heterosexual Contact	113	2	949	5.4	426	3.6	61	2.9	1549	4.1
	Other/Undetermined	621	10.9	2086	11.9	1409	11.8	205	9.6	4321	11.6
	Total	4976	87	11662	66.3	10064	84.4	1646	77.4	28348	75.9
2.Female	Risk										
	People Who Inject Drug (PWID)	187	3.3	629	3.6	107	0.9	46	2.2	969	2.6
	Heterosexual Contact	282	4.9	2934	16.7	954	8	243	11.4	4413	11.8
	Other/Undetermined	272	4.8	2355	13.4	806	6.8	191	9	3624	9.7
Total	741	13	5918	33.7	1867	15.6	480	22.6	9006	24.1	
Total	Risk										
	Male-to-Male Sexual Contact	3647	63.8	7438	42.3	7670	64.3	1222	57.5	19977	53.5
	People Who Inject Drug (PWID)	343	6	1126	6.4	254	2.1	91	4.3	1814	4.9
	Male to Male Sex & PWID	439	7.7	692	3.9	412	3.5	113	5.3	1656	4.4
	Heterosexual Contact	395	6.9	3883	22.1	1380	11.6	304	14.3	5962	16
	Other/Undetermined	893	15.6	4441	25.3	2215	18.6	396	18.6	7945	21.3
Total	5717	100	17580	100	11931	100	2126	100	37354	100	

**Figure 5: Reported Adult HIV Cases in Houston/HarrisCo., by Identified Risk 1/1/1999 - 12/31/2025**



**Figure 6: Reported Adult HIV Cases in Houston/Harris Co., by Race/Ethnicity 1/1/1999 - 12/31/2025**



### Notes on HIV and AIDS categories

HIV became a reportable condition in Texas in 1999 when positive HIV Western blots performed after 1998 became reportable. In the year 2000, the case definition was expanded to include any detectable HIV viral load performed after 1999. So Houston/Harris County began reporting HIV in 1999. During the investigation of a positive HIV report, an earlier HIV diagnosis date may be discovered. An HIV case may be reported in 1999, but the HIV diagnosis date may be an earlier date such as 1994. Thus, the sum of all HIV cases reported from 1999 forward (the total number in Table 5) does not equal the sum of the HIV cases diagnosed from 1999 forward (the sum of the cases shown in Fig. 4).

As reported in this quarterly report, HIV and AIDS categories are not mutually exclusive categories. If a person has a reportable HIV test after 1998, the person will be counted as an HIV case, regardless of AIDS status. If the same person subsequently develops AIDS, the person will continue to be counted as an HIV case, regardless of AIDS status, but in addition be counted as an AIDS case. Thus, one cannot add the HIV and AIDS cases together to compute the number of cases of HIV or AIDS.

### Interstate Duplication Evaluation Project (IDEP)

In October 2004, the state health departments and the CDC evaluated and resolved interstate duplication of HIV and AIDS case reports submitted to the national database. Less than 1% of the HIV-only cases and less than 2% of the AIDS cases were found to be duplicates in the Houston/Harris Co. database as a result of the IDEP project. Now the state health departments together with the CDC periodically compare cases, and evaluate and resolve interstate duplication of reporting.

### Note on Heterosexual Contact Risk Category

The heterosexual contact risk category refers to heterosexual contact with people known to have HIV or at high risk for HIV (bisexual men or PWID).